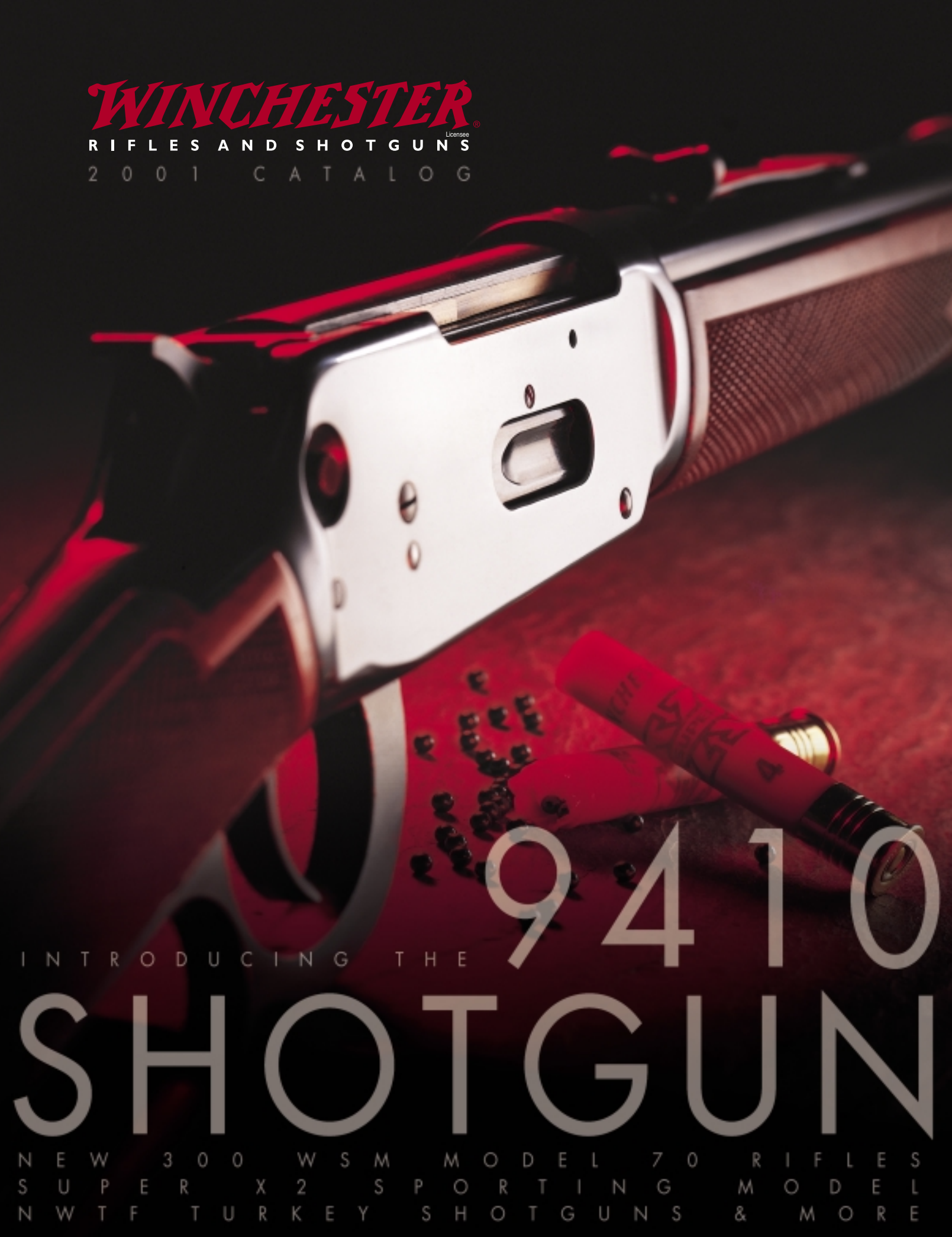


WINCHESTER

RIFLES AND SHOTGUNS

2001 CATALOG



9410

INTRODUCING THE

SHOTGUN

NEW 300 WSM MODEL 70 RIFLES
SUPER X2 SPORTING MODEL
NWTF TURKEY SHOTGUNS & MORE

THE GUNS THAT WORK.

Reliability. Durability. Handling. At Winchester®, quality is defined by more than just the way a gun looks. More than just the sum of its fit and finish. To be a Winchester, it has to work. It has to function reliably when others would give up. It needs to deliver the expected accuracy. It needs to have functional fit and feel that lets you shoot your best. Today's Winchesters live up to the Winchester legend. With guns like the Super X2™. This new Winchester autoloader — introduced in 1999 — not only won the Shooting Industry Academy of Excellence “1999 Shotgun of the Year,” but also took the 1999 Guns & Ammo Reader's Choice “Gun of the Year.” The new Model 70® Classic (with Pre-'64 type action) won the Shooting Industry Academy of Excellence “Rifle of the Year” in the early 90's and was just named “Bolt Action of the Century” by



acclaimed Shooting Times editor, Rick Jamison. Recently the Model 1300® Speed Pump™ made Gun Tests magazine's "Buy It" list, due in no small measure to its reliable, fast pumping action. The Model 94® was proclaimed the "Greatest Lever Action in History" in American Firearms Industry magazine in August 1999, echoing the sentiment of millions of Model 94 owners. The 9422 continues to be considered by gun writers as the finest quality .22 ever. Why all the attention? Because Winchesters deliver. They work harder and keep on working. The 2001 Winchester line continues the tradition with dozens of new variations including the new Model 9410 lever shotgun and three Model 70 configurations chambered in the all-new 300 WSM — the first of an entirely new breed of magnum cartridges. We are sure you'll enjoy what Winchester is doing in the new century.



SUPREME™

FIELD

The Supreme has what you are looking for. Balance. Pointability. Reliability. Handling. These are what you expect in a fine over/under, and you get no less with the Winchester® Supreme. It's superbly designed, combining the best traditions of American hunting guns and European competition guns. Select either Field or Sporting models to match your preference. Both offer back-bored barrels with the Invector Plus® choke system. The Supreme Field (shown below) is made in the best Winchester tradition of reliable design. This is a gun that looks and feels ready for many years of hunting. Along with its elegant lines and smooth fit you can sense the strength of the action and the durability of the working parts. Yet handling comes to the front as its key advantage. You'll notice how it balances so well between the hands, and how quickly it comes to shoulder and how smoothly it moves to the target.

BACKBORED



Supreme Field

**OLD WORLD
CRAFTSMANSHIP.**

Supreme Field



SUPREME™ FIELD

Making the perfect shot is the best reason to own a Winchester Supreme. The low-profile receiver, with dual locking pin design, inherently allows for a better balance between your leading hand and trigger hand.

The walnut stock is beautifully checkered. Barrel and receiver are deeply blued. Plus it has 3" chrome-plated chambers, 6mm rib, and convenient barrel selector (with the switch on the safety). The forearm puts your hands close to the bottom barrel — it feels like an

extension of your arm. You move to your target with authority, gloved or bare hands. Stock dimensions are calculated for a natural fit, minimizing mistakes in mounting. Old world craftsmanship is evident in every fit of every component.

Take the Supreme test. Bring one to shoulder. Feel how it mounts with correct hand-eye shoulder alignment. Fire one. Stock fit controls recoil, putting you back on target faster. Notice how empties eject and fall to the ground together . . . a sign of exceptional over/under quality.



See page 5 for specifications.

SUPREME™

SPORTING

A true competition over/under from Winchester®. The Supreme Sporting's low-profile receiver, with dual pin lockup, is the foundation to its top performance. Sporting clays shooters and many hunters will appreciate its steady, consistent swing (it weighs in at a few ounces more than the field version). Stock dimensions are calculated to put you on target quickly and consistently. Among competitive shooters, back-bored barrels and Invector Plus chokes are preferred for their superior patterning. The Supreme Sporting is the right design, with the right dimensions, with the right balance for serious sporting clays competitors. Understanding the Supreme difference is as simple as asking your gun dealer to take one off the rack for you to handle.



**AMERICAN STURDINESS.
EUROPEAN STYLING.**



SUPREME™ SPORTING

All the right ergonomics for a top sporting clays gun . . . plus a beautifully-understated engraving style, sharply checkered walnut stock, an adjustable trigger and the durability to go through the thousands of practice rounds needed to stay competitive. The adjustable trigger shoe system lets you easily customize length of pull. Choose from 28" or 30" barrel models, both with 2 3/4" chambers and ported barrels. Barrels are back-bored and utilize the Invector Plus® choke system. All features — from barrel ports to rounded recoil pad heel — are pure sporting clays.



Strength is important. The Supreme features dual, tapered locking lugs positioned along the lower sides of the top barrel — made to stay tight and independently adjust to normal wear over years of heavy use. The lugs are larger and stronger than those found on many of the competitions' guns. Under the barrels is a third, fixed lug which locks the action tight to reduce recoil-induced wear on components such as the hinge system. Yet the Supreme achieves this extra strength without sacrificing the feel and handling of a true, low-profile, compact receiver design.

Nominal Item Number Retail	U.S. Ga. & Type	Barrel Length & Chamber	Nominal Overall Chokes	Nominal Length of Pull	Nominal Drop at Comb	Nominal Drop at Weight Heel	Nominal Sugg. (Lbs.)
SUPREME™ SHOTGUNS							
SUPREME FIELD							
513-001350	12	26" 3" Mag.	Invector + (3)	43"	14-1/4"	1-3/8"	
2 1/4"	7lbs 3 oz.	\$1,383					
513-001346	12	28" 3" Mag.	Invector + (3)	45"	14-1/4"	1-3/8"	
2 1/4"	7lbs 6 oz.	1,383					

NEW

Notes: All are supplied with an Invector Plus wrench for removing and installing choke tubes. Invector + (3) = Three Invector Plus choke tubes included with shotgun. Field: Full, Modified and

Improved Cylinder. All lengths and dimensions are nominal. Suggested retail prices are in U.S. dollars and are subject to change without notice.

Invector Plus®. It is important to start with the right choke platform. The Invector Plus system on the Supreme is the same choke system found on today's leading sporting and hunting guns worldwide. The longer tubes, combined with back-bored barrels, reduce shot deformation and produce consistent, tight patterns across the entire choke spectrum. Additional tubes are available for fine tuning your patterns.



SUPER X2™

3-1/2" AND 3" MAG

No gun works harder than the Winchester® Super X2. If one word has to be used to describe the new Super X2 it would be reliability. No wonder it's called "the gun that works." But the Super X2 is more than a hardworking shotgun. It has been acclaimed by gunwriters and hunters all across the world for its advanced, uniquely simple design. And for features like its balanced handling, due in part to its all-alloy receiver. Its pointability that comes from a shorter receiver length and wide rib. Its weather-resistant durability from its composite stock. Its ability to handle a full spectrum of loads with steel, lead, bismuth or tungsten shot. And its exceptional patterning, the result of the Invector Plus® choke system and a back-bored barrel. Durable composite-stock models come in your choice of 3-1/2" magnum versions as well as the top performing 3" version. No wonder it received the Shooting Industry Academy of Excellence "1999 Shotgun of the Year," and also the 1999 Guns & Ammo Reader's Choice "Gun of the Year."



Super X2 3 1/2"

In Mossy Oak® Shadow Grass™.
(Shown in large photo below with black stock.)

Super X2 3"

With black composite stock.



WINCHESTER
SUPER X2
SHOTGUNS

Simplicity breeds reliability.

As a Super X2 fires, the self-contained piston assembly moves the composite sleeve rearward under gas pressure, unlocking the bolt with a single rearward push from the actuating rod. No action arms are required so there are no large openings to allow gas residues into the action. The piston has no external O-rings or attached linkages — it is one self-contained unit. The piston acts as an automatic valve: utilizing only the amount of gas necessary to work the action. The result is more consistent bolt speed regardless of the loads you shoot. You can see it in the consistent ejection path of empties. The gas system is the key to the Super X2's reliability and versatility. And the added advantage of lower felt recoil from gas operation improves your comfort and gets you back on target for faster follow-up shots.

SUPER X2™ 3 1/2"

Choose the all-black composite stock version or composite with Mossy Oak® Shadow Grass™ camo. Both shoot all factory field loads from 2 3/4" (1-1/8 oz.) to 3 1/2" Magnum. Both feature a removable barrel with a floating ventilated rib fitted with a white front bead. Sling swivel studs on stock and magazine cap standard. 3 1/2" chamber.

SUPER X2™ 3"

This model is the bad weather workhorse of the 3" Super X2. It features a durable composite stock and forearm. Exposed metal surfaces are finished to a low-luster. It has a specially designed gas system that lets you reliably shoot all loads from the heaviest factory 3" Magnums to light 2 3/4" (1 oz.) field loads.



Made to handle the loads you use.
3-1/2" versions handle a full range of factory field loads including 2 3/4" (1 1/8 oz) field loads, 3" Magnum loads and 3 1/2" Magnum loads. You get all this load versatility with a level of softer recoil that is not possible with a recoil-operated autoloader.



Super X2 3 1/2"

SUPER FAST. SUPER RELIABLE.

See page 11 for specifications.

SUPER X2™

NWTF TURKEY MODELS

The autoloader that supports the National Wild Turkey Federation. The Super X2 action is perfect for the demands of turkey hunting with its low recoil, good balance and fast follow-ups. That's one reason it carries the "Team NWTF" logo on its right side. Everything about it speaks to turkey hunting. Like its recoil reduction. It is impossible to describe the significant recoil reduction you get with a Super X2 autoloader. This gives you the freedom to choose the heavy loads you want and get the practice you need with the loads you shoot. The three-dot removable TRUGLO® sight system is made to give you an advantage under real turkey hunting conditions: helping you get on target in the low light conditions of early morning or in the flat light of overcast days. Sights are durably mounted on a floating ventilated rib. The Turkey model is very fast to the point with its maneuverable 24" barrel. The center-oriented balance lets you hold in shooting position much longer with greater steadiness. No wonder the Super X2 is already the most popular Winchester autoloader turkey gun ever. For the year 2001, each of the Winchester Super X2 turkey guns below support the conservation efforts of the National Wild Turkey Federation, and show it with the "Team NWTF" logo printed on the buttstock.



**LESS RECOIL.
TIGHTER PATTERNS.
FASTER FOLLOW-UPS.**

WINCHESTER
SUPER X2
SHOTGUNS

SUPER X2™ NWTF TURKEY 3 1/2"

Features a 3 1/2" chamber, a 24" barrel and TRUGLO® fiber optic front and rear sights (like those featured on Model 1300 NWTF guns). Durable composite stock and forearm. Magazine and buttstock studs standard. Low recoil gas-operation. Choose all non-glare black or Mossy Oak® Break-Up™ camo, both with the exclusive "Team NWTF" logo on the stock. Shoots all factory field loads from 2 3/4" (1 1/8 oz.) to 3 1/2" Magnum. Includes X-Full Turkey Special, extended Invector Plus® choke tube.



Winchester proudly supports the NWTF. So can you. With your purchase of a Winchester National Wild Turkey Federation (NWTF) Turkey Model, you support the most important turkey conservation organization in the world. No group does more to expand and protect habitat and increase hunting opportunities across North America. With your new gun you receive the opportunity to join NWTF and receive a special NWTF hat, video and six-issue subscription to Turkey Call magazine.



The low-light advantage of TRUGLO. NWTF models feature adjustable three-dot sights which capture all available light, making it easier to get on target in shady areas and during morning hours. Front and rear sights attach solidly to the rib, yet remove easily, adding versatility to your Super X2.



Extra Full Turkey tube. Tight, tight patterns.

A turkey gun is only as good as its tightest pattern. Super X2 Turkey guns come with an Invector Plus Turkey Special choke tube. Invector Plus tubes are used on the best selling target guns in the world because of their consistent, tight patterns. And the Invector Plus Extra Full Turkey tube is the tightest shooting choke tube in the Invector Plus lineup. Not only are patterns tight overall, but core densities are specifically configured for turkey hunting. (Appearance may vary.)



Super X2 NWTF Turkey 3 1/2" Mossy Oak® Break-Up™

See page 11 for specifications.

SUPER X2™

3" SPORTING & FIELD

New Sporting Clays — target load versatility. It is only natural for an autoloading shotgun with such an acclaimed record for reliability and durability to take its place in the world's competitive shooting circles. You get all the great handling of the Super X2 design plus extreme light load versatility . . . yet the New Sporting version goes one step further in versatility — giving you an additional, accessory gas piston (included) that lets you shoot the full range of sporting loads from light factory 7/8 oz. to 1 1/8 oz. loads with the high reliability you must have. The second piston handles heavier target loads and up to 3" Magnum hunting loads. Included stock shims let you adjust stock cast and drop for the perfect fit.

3" Super X2 Field guns — handling perfection. Many do not need the payload (or recoil) of 3 1/2" shells to get the job done. What you want are the benefits of phenomenal handling and function with the 2 3/4" and 3" loads you like to shoot. Hold a Super X2 3" in your hand under the center of the compact, balanced receiver. Quickly bring it to shoulder. Notice the instant alignment of barrel to both body and eyes. Throw it to your shoulder as if a bird has flushed. Notice the smooth acceleration of the barrel and the way it tracks reliably. With the Super X2 it's as if superb hand-eye coordination comes as a standard feature.



WINCHESTER
SUPER X2
SHOTGUNS

NEW SUPER X2™ SPORTING CLAYS 3"

The SX2 Sporting is a hard-working, specialized shotgun with the extra features competitors need: like a specially designed adjustable sporting buttstock and a full selection of sporting choke tubes. With its two supplied gas pistons you cover the full range of factory sporting ammo at its extremes — with exceptional reliability. Supplied with a set of stock adjustment shims for a customized stock fit.



The Sporting model has two pistons to keep you covered. One for heavy target up to heavy 3" magnum field loads. The other piston for virtually all factory target loads down to 7/8 oz.

SUPER X2™ FIELD 3"

For many, this is the Winchester® autoloader you've waited for for decades. And we haven't held back on quality and features. You get the super reliable Super X2 design coupled with the traditional looks of walnut and deep bluing. Beautifully finished satin walnut stock complemented by the low luster receiver and barrel. Brightly polished bolt. Go from pheasants to quail to clay birds without feeling out of place for a moment.



Sporting model stock adjustment. The avid Sporting Clays shooter will appreciate the ability to adjust stock dimensions for a more customized fit using our spacer system (set of shim spacers included – drop and cast).

Item Weight Number (lbs.)	Barrel Length Sugg. Ga. & Type	Shotshell Chamber	Capacity*	Nominal Overall Length	Nominal Drop at Drop	Nominal Length of Rill	Nominal Comb	Nominal U.S. Drop at Drop at Heel
---------------------------	--------------------------------	-------------------	-----------	------------------------	----------------------	------------------------	--------------	-----------------------------------

SUPER X2™ SHOTGUNS

3-1/2" MODELS

3-1/2" MAGNUM (BLACK SYNTHETIC STOCK)

511-001250	12	26" 3-1/2" Mag.	5	Investor + (3)	47"	14-1/4"	1-	
3/4"	2"	7-3/4" \$936						

NEW

511-001246	12	28" 3-1/2" Mag.	5	Investor + (3)	49"	14-1/4"	1-	
3/4"	2"	8" 936						

NEW

3-1/2" NWTFF TURKEY (BLACK SYNTHETIC STOCK)

511-022257	12	24" 3-1/2" Mag.	5	Investor + XF 45"	14-1/4"	1-3/4"	1-	
2"	7-1/2"	997						

3-1/2" NWTFF TURKEY (MOSSY OAK BREAK-UP CAMO)

511-021257	12	24" 3-1/2" Mag.	5	Investor + XF 45"	14-1/4"	1-3/4"	1-	
2"	7-1/2"	1,080						

NEW

3-1/2" CAMO WATERFOWL (MOSSY OAK SHADOW GRASS CAMO)

511-003246	12	28" 3-1/2" Mag.	5	Investor + (3)	49"	14-1/4"	1-	
3/4"	2"	8" 1,080						

NEW

3" MODELS

3" SPORTING CLAYS

511-006446	12	28" 3" Mag.	5	Investor + (SC)	49"	14-3/8"	1-	
1/2"	2-3/8"	8" \$1,206						

Notes:

* Includes one shotshell in chamber.
Capacity: Subtract one for 3" shells or 3-1/2" shells.
All are supplied with an Investor Plus wrench for removing and installing choke tubes.
All are supplied with a removable plug that limits magazine capacity to two shells.
Suggested retail prices are in U.S. dollars and are subject to change without notice.


Choke Abbreviations:

Investor + (3) = Investor Plus Choke System with three choke tubes supplied: Full, Modified and Improved Cylinder.
Investor + XF = Supplied with Extra Full Investor Plus extended choke tube.
SC = Skeet, Improved Cylinder, Modified, Improved Modified or Full choke tubes supplied.
All measurements and weights are nominal, and may vary gun to gun.

INVECTOR PLUS® CHOKE TUBES

Cylinder, Skeet, Improved Cylinder, Modified, Improved Modified or Full choke	\$24.00 ea. sugg. retail
---	--------------------------

ULTIMATE BALANCE AND HAND-EYE COORDINATION.



Super X2 Field 3"

MODEL 1300®

SPEED PUMP™

Faster pumping, faster handling. The 1300 Speed Pump™ is famous for follow-up shot speed. But it's also exceptionally fast handling with its lightweight alloy receiver and proven rotary bolt system. The result is exceptional balance and fast shouldering for a pump action. Models on this page excel in waterfowl and upland hunting and each features the proven WinChoke® threaded choke tube system and extra chokes (see chart) for choke-switching versatility.



Model 1300 Upland Special
Now available in 20 gauge.



Model 1300 Walnut Field
Available in 12 gauge.



Model 1300 Black Shadow Field
Available in 12 or 20 gauge.



Model 1300 Ranger
Available in 12 or 20 gauge.



Model 1300 Ranger Compact
Available in 12 or 20 gauge.

**IT'S CALLED THE
SPEED PUMP™
BECAUSE IT IS.**

SPEED PUMP™

MODEL 1300
UPLAND SPECIAL

There has never been a 1300 with handling like this — due to its straight grip English-style stock and classic, cylinder-style forearm. The fore-end is very slim, moving your hand closer to the bore centerline. 24" barrel. Well-proportioned balance. 3" chamber. Choose 12 or 20 gauge. WinChoke® system.

MODEL 1300
WALNUT FIELD

The top of the Winchester® Model 1300 line. Satin-finished walnut stock with cut checkering. Versatile, dependable and fast. WinChoke® threaded choke system. Gloss-finished receiver and barrel. Features an engine-turned finish on the bolt. Beautiful.

MODEL 1300
BLACK SHADOW® FIELD

Made for rough, bad weather conditions. Virtually indestructible composite stock and forearm. Non-glare black finish. 3" chamber. WinChoke® threaded chokes are 100% steel, tungsten, bismuth and lead shot compatible. Ventilated rib. 12 gauge or 20 gauge. You can't go wrong with a Black Shadow.

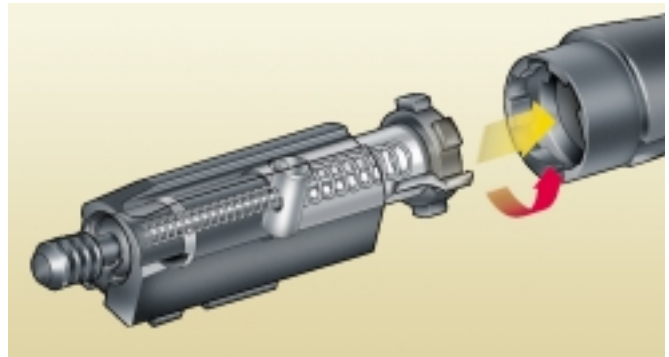
Faster follow-up shots. We've always known that the 1300's unique action design made it possible to shoot follow-ups very fast. But it never really sunk in until we tested it with an electronic, sound-activated timer. The average was .56 of a second for three shots. That's autoloader-like speed. All thanks to the Speed Pump rotary bolt design.

MODEL 1300
RANGER®

One of the world's most popular, practical field guns. Speed, reliability, good handling and strength — with a practical, good-looking hardwood stock. WinChoke® system. Ventilated rib. Shoots all factory 2 3/4" to 3" Magnum loads.

MODEL 1300
RANGER COMPACT

Don't wrestle with a gun that's too big. Smaller dimensions make the Compact easy to handle and natural to point. Lightweight alloy receiver. 13" length of pull. 2-3/8" drop at heel. Speed Pump rotary bolt for easier pumping. WinChoke® system standard. 12 gauge (24" barrel) or 20 gauge. (22" barrel).



Actual photo: Two shells in the air and a third heading to the chamber. Three shots in about half a second.

Speed Pump inertia-assisted pumping. With some new competitors' guns you pay a premium for a rotary bolt system. Winchester shotguns have been using a rotary bolt for decades. And you still get one with the Model 1300 Speed Pump. It's the key to its tight lockup and uncommon strength. And it's the reason you get inertia-assisted pumping for faster follow-up shots.



Model 1300 Walnut Field

See page 17 for specifications.

MODEL 1300®

SPEED PUMP™

Natural pointing. Fast follow-ups. Always reliable. Highly accurate. The inertia-assisted, ultra-fast Speed Pump™ rotary bolt makes the 1300 action ideal for turkey and deer. But there are two changes to the line that dominate Model 1300 news this year. Camo versions are now finished in Trebark® Superflauge™. And because of our commitment to the efforts of the National Wild Turkey Federation (NWTf), all turkey guns now have "Team NWTf" printed on the buttstock and come with a special hang tag offering you a NWTf hat, video and six-month Turkey Call magazine subscription when you join NWTf.



Model 1300 NWTf Buck & Tom, Superflauge Camo
Includes Hi-Density X-Full turkey tube and rifled sabot choke tube.

Model 1300 Black Shadow, Cantilever Deer
With fully rifled barrel.
Scope not included.



Model 1300 Black Shadow Deer
Choose smoothbore (12 ga.) or fully rifled barrel version (12 or 20 gauge).

Model 1300 NWTf Black Shadow Turkey
With X-Full choke tube.



Model 1300 NWTf Turkey, Superflauge Camo
Includes Hi-Density X-Full turkey tube and TRUGLO sights.



Model 1300 Ranger Compact Deer, 20 Gauge
With fully rifled barrel and rifle sights.

**SPEED PUMP™:
FASTER THAN
TURKEYS OR DEER.**

SPEED PUMP™

MODEL 1300

NEW NWTF BUCK & TOM SUPERFLAUGE™

All you need to hunt big deer and big birds. Adjustable TRUGLO® sights on a 22" barrel. For deer, use the extended rifled choke tube and sabot slugs. For turkeys, use the Hi-Density X-Full turkey choke tube. Finished in Trebark® Superflauge™ camo. Receiver drilled and tapped for mounting a scope. 12 gauge only. "Team NWTF" printed on the buttstock.

MODEL 1300

BLACK SHADOW® CANTILEVER DEER

The Black Shadow has a reputation for toughness. With its sturdy new cantilever scope mount and fully rifled barrel it's now known for accuracy as well. The cantilever keeps your scope connected to the barrel so you get top accuracy. Even though the barrel is easily taken down for cleaning, your scope stays sighted in. 12 gauge, 22" barrel.

Team NWTF. The National Wild Turkey Federation is the most important turkey conservation organization in the world. No group does more to expand and protect habitat, and increase hunting opportunities. "Team NWTF" is proudly displayed on the stock of each turkey model. Special incentives are included for joining the NWTF (see special hang tag on each gun).

MODEL 1300

BLACK SHADOW® DEER

Choose from two versions, both with a 22" barrel. The smoothbore barrel for slugs or buckshot (improved cylinder WinChoke® supplied, 12 gauge only) or the rifled barrel model for shooting sabot slugs (12 or 20 gauge). Drilled and tapped receiver for mounting a scope. Composite stock. Adjustable rifle sights. Sling swivel posts. Non-glare finish. 12 gauge rifled barrel model is also available in a Combo with a 28" vent rib field barrel.

MODEL 1300

NEW NWTF TURKEY SUPERFLAUGE™

Trebark® Superflauge™ camo puts you in charge. The dipped camo process over a composite stock is extremely durable. 12 gauge. 22" barrel. Removable TRUGLO® front and rear sights. Receiver drilled and tapped for scope. "Team NWTF" printed on stock.

MODEL 1300

NWTF BLACK SHADOW® TURKEY

Right for any weather and any foliage. Black composite stock and forearm. Totally non-glare. Drilled and tapped for mounting a scope. Sling swivel posts installed. 22" vent rib barrel. 12 gauge. WinChoke® system.

MODEL 1300

COMPACT DEER

The right tool for smaller or younger shooters. Compact dimensions so it's easy to handle. Lightweight with a 13" length of pull and a 22" barrel. The Speed Pump rotary bolt makes pumping easier. Its rifled barrel is designed for accuracy with 20 gauge sabot slugs. Sling swivel posts. Composite stock. Adjustable sights. Non-glare finish. Receiver drilled and tapped to accept scope bases.



Top turkey patterns. Winchester has the extended turkey tubes you need for the tightest, most effective patterns. (Actual target, 30 yards.)



Slug accuracy. Whether you choose to shoot sabots with the rifled tube or Foster-type slugs in a smooth-bore barrel, expect an effective level of accuracy. (Actual target, sabot at 50 yds.)



**TREBARK®
SUPERFLAUGE**

New Model 1300 NWTF Turkey, Superflauge™

See page 17 for specifications.

MODEL 1300®

DEFENDERS & SPECIFICATIONS

MODEL 1300 NEW CAMP DEFENDER®

The new Camp Defender is a multi-purpose camp gun for the occasional grouse around camp, family protection, or even as a quick handling slug gun at the end of a deer drive. Features a rugged, dark-stained hardwood stock. Fitted with fully adjustable open sights. Eight shot total capacity. 22" barrel. Interchangeable WinChoke® system for versatile buckshot, birdshot or slug performance.

MODEL 1300 DEFENDER® 8-SHOT

Features a full eight-shot total capacity with 2 3/4" loads. The dull black polymer stock and fore-end is extremely durable. All metal surfaces are non-glare. Sling swivel studs on stock and magazine cap. 18" cylinder-choked barrel. Choose the full stock version in 12 or 20 gauge (with removable front TRUGLO® fiber optic sight) or the pistol grip model (not shown) in 12 gauge.

MODEL 1300 STAINLESS MARINE™

Popular for saltwater environments, especially along the coastal bear country of Alaska. The composite stock is unaffected by moisture. The receiver is of a corrosion-resistant alloy. Triple chrome-plating process on key parts: copper plating then nickel plating, followed by chrome plating. Stainless steel barrel. Compact for easy stowing. Seven-shot magazine.



New Camp Defender
With WinChoke® system.
Now with new hardwood stock

Defender 8-Shot
Removable front TRUGLO®
sight included.

Stainless Marine
Chrome plated barrel finish.



**COMPACT.
RELIABLE. FAST.**

MODEL 1300® SHOTGUNS

FIELD MODELS

UPLAND

Item Weight Number (Lbs.)	Barrel Length Sugg. Ga. & Type Retail	Shotshell Chamber Capacity*	Nominal Overall Length	Nominal Drop	Nominal Length of Pull	Nominal Comb	Nominal U.S. Heel
512-050352	12 24" VR3" Mag.	5 W 3	45"	14"	1-1/2"	2-1/2"	6-3/4
	\$396						
512-050641	20 24" VR3" Mag.	5 W 3	45"	14"	1-1/2"	2-1/2"	6-3/4
	396						

WALNUT FIELD

512-034329	12 28" VR3" Mag.	5 W 3	49"	14"	1-1/2"	2-1/2"	7-3/8
	396						
512-034330	12 26" VR3" Mag.	5 W 3	47"	14"	1-1/2"	2-1/2"	7-1/8
	396						

BLACK SHADOW®

512-041303	12 28" VR3" Mag.	5 W 1 M	49"	13-3/4"	1-1/2"	2-1/2"	7-1/4
	335						
512-041307	12 26" VR3" Mag.	5 W 1 M	47"	13-3/4"	1-1/2"	2-1/2"	7
	335						
512-041607	20 26" VR3" Mag.	5 W 1 M	47"	13-3/4"	1-1/2"	2-1/2"	6-7/8
	335						

RANGER® MODELS

NEW

512-035329	12 28" VR3" Mag.	5 W 3	49"	14"	1-1/2"	2-1/2"	7-3/8
	\$349						

NEW

512-035629	20 28" VR3" Mag.	5 W 3	49"	14"	1-1/2"	2-1/2"	7-1/8
	349						

NEW

RANGER® COMPACT

512-036352	12 24" VR3" Mag.	5 W 3	44"	13"	1-1/2"	2-3/8"	7
	348						
512-036631	20 22" VR3" Mag.	5 W 3	42"	13"	1-1/2"	2-3/8"	6-5/8
	348						

TURKEY MODELS

NWTF BLACK SHADOW® TURKEY

512-013333	12 22" VR3" Mag.	5 W X F	43"	14"	1-1/2"	2-1/2"	6-3/4
	\$346						

NWTF TURKEY SUPERFLAUGE

512-014353	12 22" VR3" Mag.	5 H D X F	43"	14"	1-1/2"	2-1/2"	6-3/4
	522						

NWTF BUCK & TOM SUPERFLAUGE

512-015334	12 22" Smooth3" Mag.	5 RS/HDXF	43"	14"	1-1/2"	2-1/2"	6-1/2
	499						

NEW

DEER MODELS

DEER BLACK SHADOW®

512-040320	12 22" Smooth3" Mag.	5 W 1 C	43"	14"	1-1/2"	2-1/2"	6-3/4
	\$334						
512-040315	12 22" Rifled 3" Mag.	5 Rifled Barrel	42-3/4"	14"	1-1/2"	2-1/2"	6-1/2
	359						

* Includes one shotshell in chamber.

** Subtract one for 3-inch shells.

*** Drop at Monte Carlo is 2-1/8".

Notes: Style of TRUGLO turkey sights may vary. Size and color of "Team NWTF" logo may vary in size and color. All WinChoke equipped guns are supplied with a special spanner wrench for removing and installing choke tubes. All Model 1300s (except Defender models) supplied with a removable plug that limits magazine capacity to two shells. Checkering patterns may be different than shown and are subject to change. Suggested retail prices are in U.S. dollars and are subject to change without notice.

Choke and Barrel Abbreviations:

VR=Ventilated rib.
Smooth=Non-rifled, smoothbore, no choke.
Rifled=Fully rifled barrel, no choke.
W3=WinChoke, Full, Modified and Imp. Cylinder Tubes.
Cyl=Non-WinChoke, choked Cylinder Bore.
W1M=Modified Tube.
W1C=Cylinder Choke Tube.
WF=Full Choke Tube.
WXF=X-Full tube.
HDXF=High-Density X-Full turkey tube.
RS=Rifled extended tube for shooting sabot-type slugs.



WinChoke®. The first and still great.

Fit your new Model 1300 or other older WinChoke Winchesters with the tubes you need. Fully steel shot compatible. For shooting sabot-type slugs get the accuracy of our extended rifled choke tube (pictured page 15).

WINCHOKE® CHOKE TUBES

Cylinder, Skeet, Improved Cylinder, Modified, Improved Modified, Full choke or X-Full	\$18.00 ea. sugg. retail
Rifled (Extended with knurled end)	44.00 ea. sugg. retail



TRUGLO® Fiber-optic sights.
Greatly increased sight visibility in low light conditions. Standard on full stock 8-shot Defender only. Easily removed and reattached.

Defender 8-Shot

NEW MODEL 9410™ SHOTGUN

.410 BORE LEVER ACTION

Fun. Pure Fun. Hunting cottontails or squirrels. Shooting a round of skeet. Chasing deep-woods grouse. Or training a new shooter with a lever. Whatever you use your Model 9410 shotgun for, it's certain to be more fun than you can ever remember. The Model 9410 is the first production Model 94 action chambered in .410 bore. And it's the first lever action .410 in just about . . . forever. With the Model 9410 you get everything that makes the Model 94 famous. A smooth, quick action. Natural lines and pointability. The solid feel of mechanical simplicity. Plus you get advanced features like the ACE system (Angle Controlled Eject). It's a new extractor/ejector design that ejects virtually any 2-1/2" shotgun shell with the same, positive force, no matter how slow or fast you open the action. The Model 9410 has the versatility to handle the factory 2-1/2" loads you like: light target loads, bird shot loads and even rifled slugs. And of course recoil is light and comfortable for any shooter, young or old. Not only does the design have over 100 years of proven reliability behind it, the Model 9410 is the first Model 94 action that was tested and proven with thousands of rounds shooting clay targets. In fact, shooting it is so much fun, everyone in the company wanted to be part of the testing team. Fun is what the Model 9410 is all about.



New Model 9410 Shotgun

A .410 bore shotgun with up to ten round total capacity.

**A .410 LEVER ACTION SHOTGUN?
SOUNDS FUN. SOUNDS REAL FUN.
IT'S THE 9410.**



LEVER ACTION

NEW MODEL 9410™ SHOTGUN

At first glance you'll think it's a Model 94® rifle. But it's a shotgun inside: fitted with a smoothbore barrel and chambered to handle all current factory 2-1/2" .410 bore shotgun loads, including Foster-type rifled slugs (a handy idea for larger varmints). With the variety of shotshells and slugs available today, the Model 9410 may be the most versatile combination gun ever. The unique sight system features an easy-to-align TRUGLO® front sight combined with a modified shallow "V" adjustable rear sight. The rear sight offers a clearer field of view for fast, shotgun-style shooting. With its walnut straight grip stock and traditional forearm you get handling and pointability that's simply perfect for fast moving game. Due to its tubular magazine design you have a full nine shots at the ready.



Item Number	Barrel Bore	Barrel Length	Chamber	Choke	Overall Length	Nominal Length of Pull	Nominal Drop at Comb	Nominal Drop at Heel	Nominal Weight (Lbs.)	U.S. Sugg. Retail
MODEL 9410™ SHOTGUN										
514-001055	.410	24"	2-1/2"		Q/L*	42-1/8"	13-1/2"	1-1/8"	1-7/8"	6-3/4"

Notes: Total capacity is 10 including one in the chamber. Magazine capacity may be reduced to eight with some brands and types of ammunition. *Although the barrel is choked cylinder bore, patterns at 25 yards should be considered approximately "full choke" for .410 shotguns. Suggested retail prices are in U.S. dollars and are subject to change without notice. Designed for modern, factory 2-1/2" loads only.



The patterns you want.

The Model 9410's cylinder bore produces essentially full choke patterns at 25 yards. Percentages are within the ideal range for .410 performance with small game (like hunting cottontails using beagles, shown below), shooting clay targets and even upland hunting at conservative distances. With Foster-type rifled slugs, the Model 9410 gives very acceptable groups out to 50 yards, ideal for dispatching coyotes or other larger varmints.



Model 9410 Lever Action Shotgun

The Model 9410 is designed to effectively handle a full range of 2-1/2" factory loads for everything from small game (target and game loads) to larger varmints (rifled slugs), making it one of the most versatile combination guns ever.



MODEL 94®

HUNTING

Easy carrying. Easy to get into action. The 94's design keeps the receiver short so overall balance is centered between the hands. You can easily position your forward hand anywhere on the fore-end to achieve the feel ideal for you. The lever begins well toward the rear (with no under-receiver protrusion), making one-handed carrying easy and balanced.



Model 94 Traditional-CW
With checkered walnut stock.



Model 94 Pack Rifle
With noncheckered walnut stock.



Model 94 Timber Carbine™



Model 94 Ranger® Compact
Also available in standard-size version.



Model 94 Traditional™
With noncheckered walnut stock.

**THE MOST NATURAL-
HANDLING RIFLE
IN HISTORY.**



MODEL 94
PACK RIFLE

A specialized deer rifle for hunting the hard-to-get-to places. The 18" barrel makes it compact and maneuverable — easy to carry or strap on a backpack. The pistol grip stock and fuller fore-end afford greater control. Sling studs are standard. Features nose-cap style fore-end, 3/4 magazine and removable hood sight. It simply hunts as good as it looks.

MODEL 94
TRADITIONAL-CW

Considered the classic Model 94 with its good looks and balanced handling. Sharp, cut checkering on the grip and forearm of its American walnut stock gives you a solid grip on this quick handling gun. Chambered in 30-30 Winchester and now in 44 Mag. Hammer spur extension included.

MODEL 94
TIMBER CARBINE™

This may be the most ideal rifle ever for hunting big deer and bear in heavy brush and dark timber conditions. The Timber Carbine is built on the Big Bore action and is chambered in 444 Marlin. The barrel is a compact 18" long and is ported** to keep recoil under control for fast follow-up shots.

**Warning: The Timber Carbine includes a recoil-reducing muzzle brake which provides substantial increased noise/muzzle blast. Always wear hearing protection to prevent hearing loss or damage.

MODEL 94
RANGER®

Choose full size or Compact model. The Compact is perfect for smaller hunters: 16" barrel, recoil pad and 12 1/2" length of pull. It is a rifle that can be handled, shouldered and shot well in either 30-30 or .357 Mag. The full size is chambered in 30-30 Winchester and features a buttplate. Both have a post-style front sight, a durable hardwood stock and include a hammer spur extension.

MODEL 94
TRADITIONAL™

One of the most popular versions ever — with no-nonsense dependability. When you see a lever action afield, chances are it's the Traditional. Full-length magazine, barrel bands and straight grip stock. Non-checked American walnut stock. Hammer spur extension included. Chambered in 30-30 Win.



Removable sight hoods. Many Model 94 rifles are provided with a hooded front sight that is easily removable without tools.



Model 94 Timber Carbine™ (In 444 Marlin caliber)

See page 31 for specifications.

MODEL 94®

CLASSIC STYLING

Say the word "rifle" and chances are the first word out of a cowboy's mouth will be "Winchester®." These rifles are ready for action, whether it's cowboy action or hunting action. Winchester was there when the West was still wild. Winchester was there when it was won. Through it all, Winchesters were the choice of cowboys all across America because they worked. And they're still working just as hard today — for cowboy action shooting, for just having fun at the range, or for the most serious deer hunting. This year "The Gun That Won the West®" can be your gun to win the match or bring home game.



Model 94 Trails End™



Model 94 Trapper™



Model 94 Legacy™



MODEL 94
TRAILS END™

Winchester's most serious Cowboy Action Shooting rifle. It's the rifle the cowboys really used. You'll enjoy it for the same reasons they did. Full 11-round magazine capacity. Choose .357, .44 Rem. Mag. or 45 Colt to match your favorite pistol. Features a walnut stock and forearm. Hammer spur extension included. And of course, it includes an attached saddle ring on the left side of the receiver.

MODEL 94
TRAPPER™

The Trapper is the short-barreled 94 you'd likely have seen in the Klondike of Canada or in the hands of a Texas Ranger. It's equally suited for today's Cowboy Action Shooting enthusiast or thick brush hunter. Like a century ago you'll appreciate the fast handling 16" barrel, whether on a backpack or on today's horse: an ATV. Features saddle ring. Hammer spur extension included.

MODEL 94
LEGACY™

It takes a fine rifle to live up to the name "Legacy." This rifle does. A beautiful, hard-working rifle with an American walnut stock with a half pistol grip stock design for classic hunting fit and handling — including a superb fit when using a scope. Fit is extremely ergonomic. The longer

magazine gives a full 11-round capacity with pistol calibers. Features longer, classic forearm nose configuration. 24" barrel. Hammer spur extension included. Cut checkering. Drilled and tapped for scope mounts.

Item Number	Caliber	Magazine Capacity*	Barrel Length	Nominal Overall Length	Nominal Length of Rull	Nominal Drop at Comb	Nominal Drop at Heel	Nominal Weight (lbs.)	Rate of Twist 1 Turn In	U.S. Sugg. Retail
MODEL 94® RIFLES										
TRADITIONAL BIG BORE										
534-019146	444 Marlin	6	20"	38-1/8"	13-1/2"	1-1/8"	1-7/8"	6-1/2	38"	\$465
LEGACY										
534-003114	30-30 Win.	7	24"	42-1/8"	13-1/2"	1-1/8"	1-7/8"	6-3/4	12"	\$457
534-003137	357 Mag.	12	24"	42-1/8"	13-1/2"	1-1/8"	1-7/8"	6-3/4	16"	457
534-003141	45 Colt	12	24"	42-1/8"	13-1/2"	1-1/8"	1-7/8"	6-3/4	26"	457
534-003124	44 Rem. Mag.	12	24"	42-1/8"	13-1/2"	1-1/8"	1-7/8"	6-3/4	26"	457
TRADITIONAL-CW										
534-022114	30-30 Win.	6	20"	38-1/8"	13-1/2"	1-1/8"	1-7/8"	6-1/4	12"	\$440
534-022124	44 Rem. Mag.	11	20"	38-1/8"	13-1/2"	1-1/8"	1-7/8"	6-1/4	26"	463
TRADITIONAL										
534-021114	30-30 Win.	6	20"	38-1/8"	13-1/2"	1-1/8"	1-7/8"	6-1/4	12"	\$407
PACK RIFLE										
534-034114	30-30 Win.	4	18"	36-1/8"	13-1/2"	1-1/8"	1-7/8"	6-1/4	12"	\$496
534-034124	44 Rem. Mag.	5	18"	36-1/8"	13-1/2"	1-1/8"	1-7/8"	6-1/4	26"	506
TIMBER CARBINE**										
534-031146	444 Marlin	5	18"	36-1/8"	13-1/2"	1-1/8"	1-7/8"	6	38"	\$573
TRAILS END										
534-011137	357 Mag.	11	20"	38-1/8"	13-1/2"	1-1/8"	1-7/8"	6-1/2	16"	\$445
534-011124	44 Rem. Mag.	11	20"	38-1/8"	13-1/2"	1-1/8"	1-7/8"	6-1/2	26"	445
534-011141	45 Colt	11	20"	38-1/8"	13-1/2"	1-1/8"	1-7/8"	6-1/2	26"	445
TRAPPER										
534-005114	30-30 Win.	5	16"	34-1/4"	13-1/2"	1-1/8"	1-7/8"	6	12"	\$407
534-005124	44 Rem. Mag.	9	16"	34-1/4"	13-1/2"	1-1/8"	1-7/8"	6	26"	431
534-005137	357 Mag.	9	16"	34-1/4"	13-1/2"	1-1/8"	1-7/8"	6	16"	431
534-005141	45 Colt	9	16"	34-1/4"	13-1/2"	1-1/8"	1-7/8"	6	26"	431
RANGER (FULL SIZE)										
534-009114	30-30 Win.	6	20"	38-1/8"	13-1/2"	1-1/8"	1-7/8"	6-1/4	12"	\$355
RANGER COMPACT										
534-026114	30-30 Win.	5	16"	33-1/4"	12-1/2"	1-1/8"	1-3/4"	5-7/8	12"	\$355
534-026137	357 Mag.	9	16"	33-1/4"	12-1/2"	1-1/8"	1-3/4"	5-7/8	16"	378

Notes: *For additional capacity, add one round in the chamber. Drops are measured from center line of bore. Twist is right hand. All Model 94 models are supplied with a hammer spur extension for use when a scope is mounted. Front sight hoods on the rifles shown in the photos are removable. Suggested retail prices are in U.S. dollars and are subject to change without notice.

**Warning: The Timber Carbine includes a recoil-reducing muzzle brake which provides substantial increased noise/muzzle blast. Always wear hearing protection to prevent hearing loss or damage.



**THE GUN THAT
WON THE WEST.®**

Model 94 Trails End™

MODEL 9422®

RIMFIRE

No other .22 lever compares to a Winchester®. There are a lot of reasons to choose a Winchester Model 9422. Because it has quality made to last for generations. Because it works, feels and looks the way a lever action rifle should. Because it has easy, one-screw takedown for cleaning. And there's more. A reliable, full-length tubular magazine. Rugged steel components. A choice of stock designs. And your choice of 22 Long Rifle versions or 22 WMR Magnum versions. These are the 22s made good enough to be passed down to your grandson or granddaughter someday. The Model 9422's superiority is easy to prove. Just head down to your local gun store, line up all the other .22 levers side by side and do your own comparison test. If you're the kind of person who still thinks quality and reliability still matters. That a rifle should aim like an extension of your body. And that the gun you shoot says something about who you are. Then you'll see that there really is no other .22 lever action for you than a Winchester.



**YOU CAN SEE THE
DIFFERENCE IN THE
CRAFTSMANSHIP.**

Model 9422 Traditional

MODEL 9422
TRADITIONAL™

The Traditional features a beautiful straight grip walnut stock with cut checkering. This rifle has become the standard of comparison for every 22 lever action in the world. The resemblance of this rifle to its centerfire big brother (the 94) adds to the mystique. Choose 22 LR or 22 WMR. Removable sight hood and hammer extension (for use with a scope) included.

MODEL 9422
LEGACY™

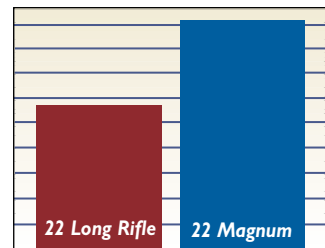
The Model 9422 Legacy has a look and appeal that can't be ignored. It is unique with its semi-pistol grip stock, long forearm nose, and long 22-1/2" barrel. Styled after centerfire levers of a century ago. Beautifully cut-checkered walnut stock and fore-end. Removable front hood. Adjustable sights. Hammer extension (for use with a scope) included.



Rate of Item Sugg. Number Retail	U.S. Caliber	Magazine Capacity* Length	Barrel Overall Length of Pull	Nominal Overall Length	Nominal Drop at Comb	Nominal Drop at Heel	Nominal Weight (lbs.)	Nominal Twist 1 Turn In
MODEL 9422® RIMFIRE RIFLES								
LEGACY								
524-027103	22 Rimfire 16"	15 LR	22-1/2" 39-1/8"	22-1/2"	13-1/2"	1-1/8"	1-7/8"	6
524-027104	22 WMR	11	22-1/2" 39-1/8"	22-1/2"	13-1/2"	1-1/8"	1-7/8"	6

Notes:
*For additional capacity, add one round in the chamber. Capacity increases to 17 total when using 22 Longs in standard 22 models. Current standard 22 models are designed for Long and Long Rifle cartridges only. 22 WMR models are designed for 22 WMR (Magnum) cartridges only. Drops are measured from center line of bore. Twist is right hand. Suggested retail prices are in U.S. dollars and are subject to change without notice.

Model 9422 Feature Abbreviations:
LR=Long Rifle
WMR=Winchester Magnum Rimfire caliber.
Features:
Ramp adjustable rear sight and drift adjustable front sight. Removable hooded front sight. All Model 9422 models are supplied with a hammer spur extension for use when a scope is mounted.



Easy, single screw takedown. You'll love the convenience when it comes to cleaning and oiling. On your next backcountry trip you'll appreciate how compact your 9422 can be.

Magnum power. Choose either 22 Long Rifle or 22 Magnum (WMR) versions. If you need extra power for larger varmints, the 22 WMR gives you an additional 60% more energy than Long Rifle at 100 yards (approximate). Something to think about.



MODEL 70®

CLASSIC SAFARI EXPRESS & CLASSIC SUPER GRADE

Every rifle is ultimately compared to a Model 70. For well over half a century, the Model 70 Classic design has defined what a bolt action rifle should be. Yet we are continually working to make the industry's best bolt action even better. An example is the Classic Safari Express (shown below) with its list of great features including: 1) Adjustable Express-style rear sight with standing blade. 2) Redesigned stock with negative drop, fuller grip and wider grip footprint for increased control and recoil absorption. 3) Special, softer density recoil pad. 4) "Picture frame" floorplate and trigger guard system connected in a one-piece configuration. 5) Full barrel band swivel attachment. 6) Steel recoil-absorbing crossbolts. Of course, the "basic" Model 70 features are still yours, like a massive claw extractor, controlled round feed, mechanical ejector, field-strippable bolt assembly, three-position safety and more.



Model 70 Classic Safari Express



Model 70 Classic Super Grade
Scope not included.

Special run: Now available
in 25-06, for 2001 only.



Picture frame floorplate design. The trigger guard and floorplate assembly are connected, creating a one-piece configuration for added durability and a cleaner, custom appearance. Now on Classic Super Grade and Classic Safari Express.

**FOR THE HUNTER
WHO KNOWS RIFLES.**





Massive claw. The large claw surface engages approximately 1/4 of the cartridge base before it is chambered, allowing you to extract even if the cartridge is not fully chambered.



Express style rear sight. Full adjustability, precision and total reliability. Insist on no less when you enter the world of hunting large and possibly dangerous game. Classic Safari Express only.



Cheekpiece stock by David Miller. The Super Grade's stock has ideal dimensions, including a sculpted cheekpiece for style and ideal head positioning.

MODEL 70® CLASSIC SAFARI EXPRESS™

The answer to the changing tastes of Africa-bound hunters is today's Model 70 Classic Safari Express. You'll appreciate the durable Classic action with claw extractor design. 375 H&H, 416 Rem. Mag. or 458 Win Mag. Classic claw extractor action. (Limited numbers of left hand 375 H&H available.)

MODEL 70® CLASSIC SUPER GRADE™

The improved Super Grade is the third generation in this classic series. It has a trimmer, more classic stock designed by renowned stockmaker David Miller. Features a top-of-the-line recoil pad for extra comfort. Steel stock cross-bolts. Inletted swivels. Improved trigger guard and floorplate hinge.



Model 70 Classic Super Grade

See page 33 for specifications.

MODEL 70®

CLASSICS

Bolt action rifle of the century. Few rifles have achieved the stature of the Model 70. When Shooting Times rifle editor Rick Jamison recently named the Model 70 Featherweight as the "Bolt Action Rifle of the Century" it was no surprise to hunters and shooters all across the world. No other rifle compares to the Model 70's classic good looks, reputation for dependability and proven accuracy. Each rifle on this page has the strength of a claw extractor, the sureness of controlled round feed, the convenience of a three-position safety and the durability of a receiver-mounted blade ejector. All the right features to make your next hunt a success.



Model 70 Classic Compact
Scope not included.



Model 70 Classic Featherweight
Available in the new short action
Winchester 300 WSM (see page 32).



Model 70 Classic Sporter LT
Left hand models available.



Model 70 Classic Stainless
Now also available in 300 Ultra Mag and the all new
Winchester 300 WSM in a special short action
(See page 32).

**THE PREFERRED ACTION
OF SERIOUS HUNTERS.**



MODEL 70 CLASSIC
COMPACT

The Compact is a nicely scaled-down Model 70. Just what you need whether you're a smaller adult, a woman or a young shooter. The 13" length of pull and shallower profile, coupled with a 20" barrel give it ideal "mountain rifle" dimensions. Choose 243 Win., 308 Win. or 7mm-08 calibers. Classic claw extractor action. To appreciate its design, just shoulder one.

MODEL 70 CLASSIC
FEATHERWEIGHT™

"The bolt action rifle of the century." Its handling quickness and lighter weight have made it famous among hunters everywhere. Jeweled bolt and knurled bolt handle. Classic straight comb stock and Schnabel fore-end. Satin finished with elegant cut checkering. Available in a special short-action version chambered for the new Winchester 300 WSM.

MODEL 70 CLASSIC
SPORTER LT™

Today's Sporter feels and fits better than ever before. No wonder it is one of the most popular Model 70s ever. The stock was designed by custom stockmaker David Miller to be thinner with a more open grip and trimmer fore-end, with a comfortable cheekpiece for superb balance and function. Features cut checkering, classic action with claw extractor, classic action with claw extractor and a fixed blade ejector.

MODEL 70 CLASSIC
STAINLESS

As rugged as it gets! A stainless steel barrel and action combine with a composite stock to make a very serious rifle. The synthetic stock takes humid conditions without affecting accuracy. Sporter-style stock. Classic action with claw extractor and reliable fixed ejector. Now available in 300 Ultra Mag and in a new short action version in Winchester 300 WSM.



No rifle is more imitated. Quality of engineering along with exceptional ergonomics makes the Model 70 the standard of the industry. Controlled round feed means the bolt firmly engages the cartridge base as it leaves the magazine and maintains control through ejection.



Perfection. Few stockmakers are more renowned than David Miller of Tucson, Arizona. His redesign of the LT stock — with its cheekpiece and more open grip — is no less than perfection.



Three-position safety. The Model 70 three-position safety is popular with avid shooters — it actually blocks the firing pin and lets you open the bolt with the safety on (in the mid position).



New 300 WSM — The New Shape of Magnum Cartridges. For 2001, three Model 70 rifles are available chambered for the new Winchester Short Magnum: 300 WSM. This is a revolutionary cartridge concept that combines magnum power with a Model 70 short action receiver. For details see page 32.



Model 70 Classic Sporter LT

See page 33 for specifications.

MODEL 70[®]

SPECIALTY PUSH FEED

The right action for any configuration. The Model 70 action is so well-designed that it has proven to be the ideal platform for building a full spectrum of models — everything from the world's most unique and specialized rifles to rifles offering exceptional affordability and value. Each rifle on this page features our proven push feed bolt design. When the cornerstone of your rifle is a Model 70 action with three-position safety, field strippable bolt, precision rifling and blade ejector, you have a rifle with the accuracy and reliability you need.



Model 70 Coyote

Special stock made to fit a bi-pod, shooting sticks or rest on sandbags. Scope not included.



Model 70 Stealth

With Kevlar/fiberglass/graphite Pillar Plus Accu Block™ stock. Scope not included.



Model 70 Black Shadow

An all-around, push feed design, big game hunting workhorse.



Model 70 Coyote



MODEL 70
COYOTE™

Specially designed for hunters who need the carrying ease and pointability of a sporter style rifle, combined with the long range accuracy of a varmint. Medium-heavy stainless steel 24" sporter barrel, rugged laminated stock with reverse taper fore-end. Ideal for larger varmints like coyotes and chucks. Stock made for a bi-pod, sticks or sandbags. Push feed bolt.

MODEL 70
STEALTH™

Our heavier weight varmint with exceptional long range accuracy. The heavy barrel is further stabilized by an extremely stable Kevlar/fiberglass/graphite Pillar Plus Accu Block™ stock with a full-length aluminum bedding block integrated into the stock for maximum stability. Matte finish on all exposed surfaces. Push feed bolt design. 26" barrel.

MODEL 70
BLACK SHADOW®

Looking for a rifle that can take rough hunting conditions? Looking for a rifle that won't betray your presence with a reflection? Then look no further than the Black Shadow®. All business and top value. Matte blued barrel and action. Durable composite stock. Hinged floorplate design. Proven push feed bolt.



**SIMPLY THE RIGHT ACTION
FOR EVERY SITUATION.**

See page 33 for specifications.

NEW MODEL 70® WSM

THE NEW SHAPE OF MAGNUM CARTRIDGES™

Welcome to the new shape of magnum cartridges. The Winchester® 300 WSM and the Winchester Model 70. It's finally here. The ballistics of the best 30 caliber magnums in a cartridge designed for short action Model 70 rifles. If you are looking for the ultimate "mountain"-style big game rifle, the new Winchester Model 70 WSM rifles are the answer to your prayers. Choose from three different Model 70 rifles, each with short-action receiver configurations, each built to be lighter and more compact than other magnum rifles, each shooting perhaps the finest short-action 30 caliber cartridge ever conceived. It's the Winchester 300 WSM (Winchester Short Magnum). With its shorter overall cartridge length, it is significantly shorter than a 300 Win Mag and nearly an inch shorter than some of the most popular new magnum designs. All without sacrificing the velocity, bullet weights and magazine capacity (three) you want in a magnum rifle. Because the 300 WSM allows the use of a shorter action, new WSM rifles are made lighter and more compact . . . ready for the kind of hunting that brings back the game.



MODEL 70 CLASSIC NEW FEATHERWEIGHT™ WSM

This is the right platform for introducing a great new product — considered perfect by some. The Featherweight WSM features a true short action receiver for compact proportions and a sporter-weight 24" barrel for accuracy. The walnut stock has the Featherweight configuration with Schnabel fore-end, beautiful checkering, jeweled bolt, knurled bolt handle and Classic style, claw extractor action.

MODEL 70 CLASSIC NEW STAINLESS WSM

Sometimes the weather and conditions demand a stainless barrel and action along with a rugged composite stock. They're often the situations in which you need a magnum caliber. The Stainless WSM has a slightly more compact short action combined with a compact stock and 24" sporter barrel for handling ease, all with the knockdown power previously reserved for much heavier, bulkier rifles.

MODEL 70 CLASSIC NEW LAMINATED WSM

With its special brown laminated stock, short magnum action and sporter-weight barrel, this is the most unique of all the new 300 WSM rifles. The laminated stock forms a very solid platform for the action. The stock is fitted with a 1" deluxe recoil pad for your comfort. The 24" barrel provides extra compactness and a few ounces less weight. Blued receiver and barrel.

INTRODUCING THE MODEL 70 IN 300 WSM.

MAXIMUM POWER WITH SHORT ACTION HANDLING.

Caliber	Bullet Weight (grains)	Overall Cartridge Length (in.)	Muzzle Velocity (fps)	Trajectory at 300 yds. (zero 100 yds.)	Muzzle Energy (ft. lbs.)
300 WSM	180 grains	2.760"	2,970 fps	-11.8	3,526
300 Win Mag	180 grains	3.335"	2,960 fps	-11.8	3,503
300 H&H	180 grains	3.465"	2,880 fps	-13.2	3,316

All specifications approximate and subject to change depending on ammunition manufacturer, barrel length, specific load and conditions. For more ballistic details visit the Winchester Ammunition website at: www.winchester.com.

New Model 70 Classic Featherweight WSM

The new 300 WSM cartridge takes the lightweight, short action Featherweight up a huge notch in big game hunting performance.

New Model 70 Classic Stainless WSM
With the new 300 WSM cartridge, the short action Classic Stainless may be the best wet weather, bad conditions rifle ever.



New Model 70 Classic Laminated WSM

Combines 300 WSM and a special laminated stock made for short action compactness and taming magnum recoil. Scope not included.



Compare the length and shape: The 300 WSM (right) gives belted magnum ballistics in a short-action cartridge.

MODEL 70[®] SPECIFICATIONS

Item Number	Caliber	Magazine Capacity*	Barrel Length	Nominal Overall Length	Nominal Length of Pull	Nominal Drop at Comb	Nominal Drop at Heel	Nominal Weight (Lbs.)	Rate of Twist	1 Sugg. Turn In Retail
-------------	---------	--------------------	---------------	------------------------	------------------------	----------------------	----------------------	-----------------------	---------------	------------------------

MODEL 70[®] RIFLES

MODEL 70[®] CLASSIC CONTROLLED ROUND FEED MODELS

CLASSIC FEATHERWEIGHT WSM

NEW 535-004255 300 WSM 3 24" 44" 13-1/2" 9/16" 7/8" 7-1/2 10" \$740

CLASSIC STAINLESS WSM

NEW 535-012255 300 WSM 3 24" 44" 13-3/4" 9/16" 1 3/16" 7-1/4 10" \$798

CLASSIC LAMINATED WSM

NEW 535-040255 300 WSM 3 24" 44" 13-3/4" 9/16" 1 3/16" 7-3/4 10" \$761

CLASSIC SAFARI EXPRESS

535-023138 375 H&H Mag. 3 24" 44-3/4" 13-3/4" 9/16" 1 5/16" 8-1/2 12" \$1,081

535-028138 375 H&H Mag. LH** 3 24 44-3/4 13-3/4 9/16 1 5/16 8-1/2 12 1,117

535-023139 416 Rem. Mag. 3 24 44-3/4 13-3/4 9/16 1 5/16 8-1/2 14 1,081

535-023144 458 Win. Mag. 3 24 42-3/4 13-3/4 9/16 1 5/16 8-1/2 14 1,081

CLASSIC SUPER GRADE

NEW 535-024225 25-06 Win. 5 24" 44-3/4" 13-3/4" 9/16" 13/16" 7-3/4 10" \$975

535-024226 270 Win. 5 24 44-3/4 13-3/4 9/16 13/16" 7-3/4 10 975

535-024228 30-06 Splfd. 5 24 44-3/4 13-3/4 9/16 13/16 7-3/4 10 975

535-024230 7mm Rem. Mag. 3 26 46-3/4 13-3/4 9/16 13/16 8 9-1/2 1,003

535-024233 300 Win. Mag. 3 26 46-3/4 13-3/4 9/16 13/16 8 10 1,003

NEW 535-024236 338 Win. Mag. 3 26 46-3/4 13-3/4 9/16 13/16 8 10 1,003

CLASSIC FEATHERWEIGHT (BLUE)

535-004210 22-250 Rem. 5 22" 42" 13-1/2" 9/16" 7/8" 7 14" \$712

535-004212 243 Win. 5 22 42 13-1/2 9/16 7/8 7 10 712

535-004219 6.5 x 55mm Swed. 5 22 42 13-1/2 9/16 7/8 7 8 712

535-004220 308 Win. 5 22 42 13-1/2 9/16 7/8 7 12 712

535-004218 7mm-08 Rem. 5 22 42 13-1/2 9/16 7/8 7 10 712

535-004226 270 Win. 5 22 42-1/2 13-1/2 9/16 7/8 7-1/4 10 712

535-004228 30-06 Splfd. 5 22 42-1/2 13-1/2 9/16 7/8 7-1/4 10 712

CLASSIC SPORTER LT (BLUE)

535-025225 25-06 Rem. 5 24" 44-3/4" 13-3/4" 9/16" 13/16" 7-3/4 10" \$699

535-025226 270 Win. 5 24 44-3/4 13-3/4 9/16 13/16 7-3/4 10 699

535-025228 30-06 Splfd. 5 24 44-3/4 13-3/4 9/16 13/16 7-3/4 10 699

535-025231 7mm STW 3 26 46-3/4 13-3/4 9/16 13/16 8 9-1/2 727

535-025230 7mm Rem. Mag. 3 26 46-3/4 13-3/4 9/16 13/16 8 9-1/2 727

535-025233 300 Win. Mag. 3 26 46-3/4 13-3/4 9/16 13/16 8 10 727

535-025236 338 Win. Mag. 3 26 46-3/4 13-3/4 9/16 13/16 8 10 727

CLASSIC SPORTER LT (BLUE) • LEFT HAND MODELS

535-025226 270 Win. 5 24" 44-3/4" 13-3/4" 9/16" 13/16" 7-3/4 10" \$733

535-025228 30-06 Splfd. 5 24 44-3/4 13-3/4 9/16 13/16 7-3/4 10 733

535-025230 7mm Rem. Mag. 3 26 46-3/4 13-3/4 9/16 13/16 8 9-1/2 761

535-025233 300 Win. Mag. 3 26 46-3/4 13-3/4 9/16 13/16 8 10 761

CLASSIC STAINLESS (COMPOSITE)

535-012226 270 Win. 5 24" 44-3/4" 13-3/4" 9/16" 13/16" 7-1/4 10" \$768

535-012228 30-06 Splfd. 5 24 44-3/4 13-3/4 9/16 13/16 7-1/4 10 768

535-012231 7mm STW 3 26 46-3/4 13-3/4 9/16 13/16 7-1/2 9-1/2 798

535-012230 7mm Rem. Mag. 3 26 46-3/4 13-3/4 9/16 13/16 7-1/2 9-1/2 798

NEW 535-012233 300 Win. Mag. 3 26 46-3/4 13-3/4 9/16 13/16 7-1/2 10 798

535-012236 338 Win. Mag. 3 26 46-3/4 13-3/4 9/16 13/16 7-1/2 10 798

535-012138 375 H&H Mag.*** 3 24 44-3/4 13-3/4 9/16 13/16 7-1/4 12 889

CLASSIC COMPACT

535-017212 243 Win. 4 20" 39-1/2" 13" 9/16" 3/4" 6 10" \$712

535-017220 308 Win. 4 20 39-1/2 13 9/16 3/4 6 12 712

535-017218 7mm-08 Rem. 4 20 39-1/2 13 9/16 3/4 6 9-1/2 712

MODEL 70[®] PUSH FEED MODELS

COYOTE

535-031208 223 Rem. 6 24" 44" 13-1/2" 5/8" 3/4" 9 9" \$679

535-031210 22-250 Rem. 5 24 44 13-1/2 5/8 3/4 9 14 679

535-031212 243 Win. 5 24 44 13-1/2 5/8 3/4 9 10 679

STEALTH

535-027208 223 Rem. 6 26" 46" 13-1/2" 3/4" 1/2" 10-3/4 9" \$768

535-027210 22-250 Rem. 5 26 46 13-1/2 3/4 1/2 10-3/4 14 768

535-027220 308 Win. 5 26 46 13-1/2 3/4 1/2 10-3/4 12 768

BLACK SHADOW[®]

535-021226 270 Win. 5 24" 42-3/4" 13-3/4" 9/16" 13/16" 7-1/4 10" \$512

535-021228 30-06 Splfd. 5 24 42-3/4 13-3/4 9/16 13/16 7-1/4 10 512

535-021230 7mm Rem. Mag. 3 26 44-3/4 13-3/4 9/16 13/16 7-1/4 9-1/2 542

535-021233 300 Win. Mag. 3 26 44-3/4 13-3/4 9/16 13/16 7-1/4 10 542

Footnotes:

* For additional capacity, add one round in chamber.

** Left hand model.

*** Includes open sights.

Drops are measured from center line of bore. Twist is right hand. Scopes, bases and/or rings are not included unless otherwise noted.

Suggested retail prices are in U.S. dollars and are subject to change without notice.

COMPACTS

SMALLER GUNS

Guns made to fit you right. A common topic in outdoor magazines the last few years has been about guns made smaller on purpose. Guns like the Winchester® Compacts. There are a lot of reasons to shoot a smaller rifle or shotgun. Some women and men are simply smaller in stature. Often wearing a heavy coat may demand a shorter length of pull. Most young people can legally hunt before they can comfortably handle a full-sized rifle or shotgun. Other very serious hunters just want the compactness and light weight of a shorter "mountain"-type gun. You'll never regret owning a gun you can shoulder, point and shoot with ease. Sometimes you can't really know how much of a difference it will make until you try one. Ask your dealer to take one down off the rack and then bring it to your shoulder. Winchester Compacts fit you right.



Model 1300® Ranger Compact Shotgun

With special forearm design, ideal for shooters with a shorter reach.



Model 1300® Ranger Compact Deer Shotgun

With fully rifled barrel and easy-to-work forearm design.



Model 70® Classic Compact

Scope not included.



Model 94® Ranger Compact

**SMALLER GUNS FOR
SMALLER SHOOTERS.**

MODEL 1300®
**RANGER® COMPACT
 SHOTGUN**

This is the shotgun you want your son or daughter shooting if you want them to start shooting well, faster. Drop at heel is just 2 3/8" for better rib alignment. Length of pull is just 13". The Speed Pump rotary bolt makes pumping much easier for hunters who have less arm power. The grip area is much smaller for better finger-to-trigger fit. The forearm is positioned rearward, making it easier to work the action with a shorter reach. Complete with Win-Choke® removable choke system. Bead front sight.

MODEL 1300®
RANGER® COMPACT DEER SHOTGUN

With improvements in 20 gauge slug technology, today's smaller hunters are at no disadvantage when deer season comes. The Compact Deer is absolutely the right tool for the smaller or younger shooter in areas where slugs are the requirement. It is lightweight for easy carry. And it fits and balances better with a 13" length of pull and a 22" barrel. The Speed Pump rotary bolt makes pumping easier and faster. The special rifled barrel is designed for top accuracy when shooting today's high performance 20 gauge sabot slugs. You also get sling swivel posts, adjustable rifle-type sights and a non-glare finish on metal surfaces and on the hardwood stock.

MODEL 70®
**CLASSIC COMPACT BOLT
 ACTION RIFLE**

This rifle has everything that has made the Model 70 the world's most acclaimed rifle — plus a beautifully scaled-down stock with trim, compact, fast-aiming proportions. Features a short 13" length of pull which will prove especially ideal for cold days when you're wearing heavy layers of clothing. The shorter 20" barrel and shallower profile give it great balance. This is an ideal "mountain rifle" for the most serious deer hunters, young or old. Pre-'64 type action with claw extractor and three-position safety.

Item Number	Barrel Length Ga. & Type	Chamber	Shotshell Capacity*	Chokes	Overall Length	Nominal Length of Pull	Nominal Drop at Comb	Nominal Drop at Heel	Nominal Weight (Lbs.)	U.S. Sugg. Retail
COMPACT SHOTGUNS										
MODEL 1300 RANGER COMPACT (VENT RIB)										
512-036631	20 22"	3" Mag.	5	W3	42"	13"	1-1/2"	2-3/8"	6-5/8	\$348
512-036352	12 24	3" Mag.	5	W3	44	13	1-1/2	2-3/8	7	348
MODEL 1300 RANGER COMPACT DEER (WITH RIFLED BARREL)										
512-036615	20 22"	3" Mag.	5	n/a	42"	13"	1-1/2"	2-3/8"	6-5/8	\$371

Item Number	Caliber	Magazine Capacity*	Barrel Length	Nominal Overall Length	Nominal Length of Pull	Nominal Drop at Comb	Nominal Drop at Heel	Nominal Weight (Lbs.)	Rate of Twist 1 Turn In	U.S. Sugg. Retail
COMPACT RIFLES										
MODEL 70 CLASSIC COMPACT (CONTROLLED ROUND FEED)										
535-017212	243 Win.	4	20"	39-1/2"	13"	9/16"	3/4"	6-1/2	10"	\$712
535-017220	308 Win.	4	20	39-1/2	13	9/16	3/4	6-1/2	12	712
535-017218	7mm-08 Rem.	4	20	39-1/2	13	9/16	3/4	6-1/2	9-1/2	712
MODEL 94 RANGER COMPACT										
534-026114	30-30 Win.	5	16"	33-1/4"	12-1/2"	1-1/8"	1-3/4"	5-7/8	12"	\$355
534-026137	357 Mag.	9	16	33-1/4	12-1/2	1-1/8	1-3/4	5-7/8	16	378

* Includes one shotshell in chamber.

** Subtract one for 3-inch shells.

Notes: Suggested retail prices are in U.S. dollars and are subject to change without notice.

Model 1300 Ranger Compact: Includes a universal plug for limiting magazine capacity to one, two, or three shells.

W3=WinChoke, Full, Modified and Imp. Cylinder Tubes. Includes special spanner wrench for removing and installing choke tubes.

MODEL 94®
RANGER® COMPACT LEVER ACTION RIFLE

For many of us the first deer gun we will own is the best one we can buy. It's a Model 94 Winchester. The best is even better now with a true deer hunting Model 94 made especially for smaller hunters. 16" barrel and 12 1/2" length of pull. There's a recoil pad for comfort just as there should be. The post-style front sight completes the package. Durable hardwood stock. Hammer spur extension included. Cross bolt safety. Perfection in a small package.



Model 1300 Ranger Compact

HISTORIC RIFLES

History is worth repeating. These are modern versions of some of the greatest Winchesters of all time. They are available in either Limited Edition versions (production held to limited quantities) or Classic Tradition versions (small numbers made year to year). These rifles are not only highly collectible, they are still some of the world's best hunting and shooting rifles too.

NEW



New Model 1895 Grade I now in .405 Winchester
Also available in engraved High Grade, not shown.



Model 1885 Low Wall Rimfire
High Grade shown. Also available in Grade I.
Only limited quantities remain.



Model 52-B
22 Long Rifle with match chamber.
Very limited numbers remain.



Model 1886 Extra Light High Grade
Also shown in large photo below.



Model 1886 Extra Light Grade I
Still one of the most effective big game lever actions
you can own. Chambered in 45-70 caliber.



Model 1886 Extra Light High Grade

CLASSIC TRADITION
NEW MODEL 1895™
.405 WINCHESTER

The most sought after caliber in the 1895 is the .405 Winchester. This was the gun Theodore Roosevelt described as his “big medicine” and his “beloved Winchester.” He took three of them in .405 caliber on his historic African safari. Proven tough under rough conditions. High grades have engraved elk and whitetail scenes on a polished white receiver. Grade I is deeply blued. (Small quantities of both available.) It has always been in the back of your mind that you wanted a .405 in this classic design. Now is your chance.

CLASSIC TRADITION
MODEL 52-B™

Some consider this rifle the finest bolt action .22 design ever. Its accuracy is legendary. Of course it features the renowned Micro-Motion trigger system — a labor-intensive, intricate design that sets this rifle apart. Includes match .22 rimfire chamber, smooth bolt operation and 5-shot magazine just like the originals. Considered an important member of both historical and competition collections. Very limited numbers remain.

LIMITED EDITION
MODEL 1885™
LOW WALL RIMFIRE

A unique opportunity to own one of the most acclaimed of all single shots. The classic Low Wall Winchester in .22 Long Rifle caliber. Its trim stock design, half octagon/half round barrel and special chamber dimensions contribute to exceptional accuracy. Drilled and tapped for scope mounts or tang-mounted peep (available separately). Limited to 2,400 Grade I and 1,100 High Grade rifles. Very small numbers of this limited run remain.

LIMITED EDITION
MODEL 1886™
EXTRA LIGHT

The '86 is one of the most famous rifles of the entire 19th century — and is still ready for serious hunting. 22" round tapered barrel, solid frame, shotgun-style steel buttplate and half magazine. Handling is excellent. And the effectiveness of its 45-70 chambering has over a century of documented success. Two grades in limited numbers: Grade I (3,500) and High Grade (1,000). High Grade features extra fancy checkered walnut stock and engraved game scenes of elk and whitetail deer on a blued receiver.

Item Number	Caliber	Magazine Capacity*	Barrel Length	Nominal Overall Length	Nominal Length of Pull	Nominal Drop at Comb	Nominal Drop at Heel	Nominal Weight (Lbs.)	Rate of Twist 1 Turn In	U.S. Sugg. Retail
HISTORIC RIFLES										
CLASSIC TRADITIONS — IN LINE CONTINUING MODELS										
MODEL 1895 GRADE I										
534-070154	.405 Win.	4	24"	42"	13-1/4"	2-7/8"	3-5/8"	8	10"	\$1,045 NEW
MODEL 1895 HIGH GRADE										
534-071154	.405 Win	4	24"	42"	13-1/4"	2-7/8"	3-5/8"	8	10"	1,532 NEW
MODEL 52-B BOLT ACTION										
534-050203	.22 Long Rifle	5	24"	41-3/4"	13-1/2"	1-3/8"	2-5/16"	7	16"	662
LIMITED EDITIONS										
MODEL 1885 LOW WALL 22 GRADE I										
527-07102	.22 Long Rifle	n/a	24-1/2"	41"	13-1/2"	7/8"	1-1/2"	8	16"	\$828
MODEL 1885 LOW WALL 22 HIGH GRADE										
527-071102	.22 Long Rifle	n/a	24-1/2"	41"	13-1/2"	7/8"	1-1/2"	8	16"	1,180
MODEL 1886 EXTRA LIGHT GRADE I										
534-053142	45-70	4	22"	40-1/2"	13-1/4"	1-1/8"	1-5/8"	7-1/4	22"	1,152
MODEL 1886 EXTRA LIGHT HIGH GRADE										
534-054142	45-70	4	22"	40-1/2"	13-1/4"	1-1/8"	1-5/8"	7-1/4	22"	1,440

Notes: *For additional capacity, add one round in the chamber. Drops are measured from center line of bore. Twist is right hand.

Suggested retail prices are in U.S. dollars and are subject to change without notice.



A rare opportunity: Model 1885 High Grade. Highly polished receiver detailed with beautiful engraving featuring squirrel and cottontail scenes embellished in gold. Semi-fancy walnut stock with cut checkering.



**THE GREATEST
GUNS IN HISTORY
ARE WINCHESTERS.**

CUSTOM GUN SHOP



The Winchester® “Custom” tradition. Begin by choosing the Model 70 or Model 94 custom versions shown here. Then choose the specific embellishments you want. Finally, talk to your local Winchester firearms dealer — and between the three of us, we’ll make your dream a reality. All Custom Model 70s include match grade, cut-rifled barrels with squared, hand-honed actions. All are shipped in a hard case. Most are available in stainless or blued, and right- or left-handed hand-fitted actions. All utilize the legendary Pre-’64 type action with controlled round feed in most SAAMI-approved calibers. All have specially tuned trigger systems. Approximately 16 additional steps, modifications and processes set every Winchester Custom Shop rifle apart. Finally, 170 years of cumulative custom gun-making experience and knowledge go into every Winchester Custom Shop rifle.



Model 70 Custom African Express

Now available in 416 Rigby and 470 Capstick.



Model 70 Custom Safari Express

Now available in 375 Ultra and 416 Rigby.




Model 70 Custom Ultimate Classic

Now available in 7mm Ultra, 338 Ultra and 6.5x55 Swedish.



Cape Buffalo taken by Steven Wilson along the Zambezi river in Zimbabwe using his left-handed Custom Model 70 in 375 H&H Mag. John came face-to-face with the Buffalo at 20 yards.



Lion taken by Shannon Stuart 200 miles North East of Arusa, Custom Model 70 African Express, 375 H&H Mag.

MODEL 70®
**CUSTOM
 AFRICAN EXPRESS™**

Always ready for action and always exceptionally beautiful. The special "Obendorf"-style floorplate increases magazine capacity to four. The semi-fancy, hand-oiled, English walnut stock with ebony grip and fore-end cap is exceptional in both appearance and fit. Adjustable front sight with hood. Fitted with a 1" black Decelerator pad.

MODEL 70® CLASSIC
**CUSTOM SAFARI
 EXPRESS™**

Attention to detail sets this rifle apart from the ordinary. The Custom Safari Express is easy to recognize with its precise, highly-functional, 3-leaf express rear sight. You'll love the semi-fancy American walnut stock with elegant shadowline cheekpiece. Plus it features one-piece bottom metal and honed internal parts.

MODEL 70® CLASSIC
**CUSTOM
 ULTIMATE CLASSIC™**

Start your custom gun here. Slimmer styling and special rounded fore-end. Straight cheekpiece. Fancy grade walnut stock, Custom Shop serial numbers, inletted swivel bases. Round or fluted round, 1/2 octagon 1/2 round, or full tapered octagon barrels. Hand-crowned match grade barrel. One-piece bottom metal. Choose blued or stainless.



70-7 floorplate/guard



70-7 grip cap




Model 70 Custom Ultimate Classic Stainless
 Now available in 7mm Ultra Mag, 338 Ultra Mag and 6.5x55 Swedish.



70-7 receiver pattern

IT'S TIME TO FULFILL YOUR DREAM OF A CUSTOM WINCHESTER®.



Zebra taken by 14-year-old Margaret Sims on her second safari to Africa. She was hunting on an unfenced portion of the Bangala Ranch in Triangle, Zimbabwe.



Young John Sims (shown with his guide Jumbo Moore) took this nice Eland on Safari in Zimbabwe using a Model 70 Custom African Express in 375 H&H Mag.

See page 41 for specifications.

CUSTOM GUN SHOP

You'll find other custom gun photos, ideas and details on-line at: www.winchester-guns.com

MODEL 70® CLASSIC CUSTOM SHORT ACTION

A true short action Model 70 from the custom shop. Semi-fancy American walnut stock with shadow-line cheekpiece. It is beautifully finished with our one-piece, picture-frame floorplate design. Features inletted swivel bases. It's a Custom companion to the factory, long action Super Grade. Available in most SAAMI short action calibers.

MODEL 70® CLASSIC CUSTOM EXTREME WEATHER™

This is one custom gun created to be used under very rough conditions. The all stainless action and barrel resist the effects of rain and humidity. It has a rugged, black McMillan fiberglass stock with cheekpiece and 1" Decelerator pad. The match grade 24" barrel comes in round or fluted round configurations.

MODEL 70® CLASSIC CUSTOM TAKE-DOWN

For many of us this is the ultimate Model 70 ever. You get fast, easy take-down capability with repeatable, locked-in accuracy. With the twist of a lever, your Model 70 breaks down to two compact parts. Easy for packing and travel. And when you reconnect, you get guaranteed accuracy to .75 MOA every time. Take-down case optional.



Model 70 Custom Short Action

Now available in the new 300 WSM and in 450 Marlin.

Model 70 Custom Extreme Weather

Model 70 Custom Take-Down

New Model 94 Custom Limited Edition

In 38-55 caliber.



Your Winchester dealer and our Custom Shop experts will help you choose the right engraving, wood grade, checkering and other features to make your dream rifle a reality. The numbered patterns at right are some of our most beautiful.



70-5 receiver pattern



70-5 grip cap



70-5 floorplate/guard



70-6 receiver pattern




70-6 floorplate/guard

Model 70 patterns are indicated by a "70" before the pattern number. Model 94 patterns by "94."

**MODEL 94®
NEW CUSTOM
LIMITED EDITION**

A beautiful custom version of the most famous lever action ever. In fact, this version features our top ejection configuration and the rare 3/4 magazine tube. Spade checkered fancy stock. Rich case-colored receiver, finger lever and hammer. Satin blue 26" match grade 1/2 octagon, 1/2 round barrel.



94-1



94-1



94-2



94-2



94-3 pattern

Model 94 engraving patterns. Take the opportunity to embellish a Model 94 to your liking . . . and own the most famous rifle of all time with styling and scenes that are important to you.



Style K



Style B



Style F

70-8 floorplate/guard

Model 70 checkering patterns. Select exactly what you want from our standard catalog of styles as an order option.

**MODEL 94®
CUSTOM**

Order a special, unique custom Model 94 with your choice of different engraving patterns and other embellishments. Special barrels, including octagon configurations, and custom checkering patterns can be requested. Possible engraving options are shown below.

Item No. Right Hand	Item No. Left Hand	Caliber	Magazine Capacity*	Barrel Length	Nominal Length of Pull	Nominal Weight (Lbs.)	U.S. Sugg. Retail
CUSTOM GUN SHOP RIFLES							
MODEL 70 "CLASSIC" CUSTOM AFRICAN EXPRESS							
535-912138	535-918138	375 H&H Mag	4	24"	14"	9-1/2	\$3,998
535-912139	535-918139	416 Rem Mag	4	24	14	9-1/2	3,998
NEW 535-912159	535-918159	416 Rigby	3	24	14	9-1/2	4,435
535-912144	535-918144	458 Win Mag	4	22	14	9-1/4	3,998
535-912154	535-918154	458 Lott	4	22	14	9-1/4	3,998
NEW 535-912145	535-918145	470 Capstick	3	24	14	9-1/2	3,998
MODEL 70 "CLASSIC" CUSTOM SAFARI EXPRESS							
535-911138	535-919138	375 H&H Mag	3	24"	13-3/4"	9-1/4	\$2,790
NEW 535-911158	535-919158	375 Ultra Mag	3	24	13-3/4	9-1/4	2,790
535-911139	535-919139	416 Rem Mag	3	24	13-3/4	9-1/4	2,790
NEW 535-911159	535-919159	416 Rigby	3	24	13-3/4	9-1/4	3,280
535-911144	535-919144	458 Win Mag	3	22	13-3/4	9	2,790
535-911154	535-919154	458 Lott	3	22	13-3/4	9	2,790
MODEL 70 "CLASSIC" CUSTOM SA (SHORT ACTION)							
535-915212	—	257 Roberts	5	22	13-3/4"	7-1/2	\$2,385
535-915249	—	260 Rem	5	22	13-3/4	7-1/2	2,385
535-915218	—	7mm-08	5	22	13-3/4	7-1/2	2,385
NEW 535-915255	—	300 WSM	3	22	13-3/4	7-1/2	2,385
535-915220	—	308 Win	5	22	13-3/4	7-1/2	2,385
535-915223	—	358 Win	4	22	13-3/4	7-1/2	2,385
NEW 535-915260	—	450 Marlin	3	22	13-3/4	8-1/4	2,385
MODEL 70 "CLASSIC" CUSTOM TAKE-DOWN							
NEW 535-908231	—	7mm Rem Mag	3	26"	13-1/2"	8-1/2	\$3,595
NEW 535-908253	—	300 Ultra Mag	3	26	13-1/2	8-1/2	3,595
NEW 535-908238	—	375 H&H Mag	3	24	13-1/2	9	3,595
NEW 535-908239	—	416 Rem Mag	3	24	13-1/2	9	3,595
MODEL 70 "CLASSIC" CUSTOM ULTIMATE CLASSIC							
535-900225	535-901225	25-06 Rem	5	24"	13-3/4"	7-1/2	\$2,635
NEW 535-900219	535-901219	6.5 x 55 Swe	5	24	13-3/4	7-1/2	2,635
535-900229	535-901229	264 Win Mag	3	26	13-3/4	7-1/2	2,635
535-900226	535-901226	270 Win	5	24	13-3/4	7-1/2	2,635
535-900227	535-901227	280 Rem	5	24	13-3/4	7-1/2	2,635
535-900228	535-901228	30-06 Splfd	5	24	13-3/4	7-1/2	2,635
535-900251	535-901251	338-06	5	24	13-3/4	7-1/2	2,635
535-900247	535-901247	35 Whelen	5	24	13-3/4	7-1/2	2,635
535-900230	535-901230	7mm Rem Mag	3	26	13-3/4	7-3/4	2,635
NEW 535-900256	535-901256	7mm Ultra Mag	3	26	13-3/4	7-3/4	2,635
535-900231	535-901231	7mm STW	3	26	13-3/4	7-3/4	2,635
535-900233	535-901233	300 Win Mag	3	26	13-3/4	7-3/4	2,635
535-900234	535-901234	300 Weath Mag	3	26	13-3/4	7-3/4	2,635
535-900253	535-901253	300 Ultra Mag	3	26	13-3/4	7-3/4	2,635
535-900236	535-901236	338 Win Mag	3	26	13-3/4	7-3/4	2,635
NEW 535-900257	535-901257	338 Ultra Mag	3	26	13-3/4	7-3/4	2,635
MODEL 70 "CLASSIC" CUSTOM EXTREME WEATHER							
535-916228	535-917228	30-06 Splfd	5	24	13-3/4	7-1/4	\$2,140
535-916230	535-917230	7mm Rem Mag	3	26	13-3/4	7-1/2	2,140
535-916233	535-917233	300 Win Mag	3	26	13-3/4	7-1/2	2,140
535-916253	535-917253	300 Ultra Mag	3	26	13-3/4	7-1/2	2,140
535-916236	535-917236	338 Win Mag	3	26	13-3/4	7-1/2	2,140
NEW 535-916261	535-917261	375 H&H Lwt	3	22	13-3/4	7-1/2	2,140
MODEL 94 "CLASSIC" CUSTOM LIMITED EDITION							
NEW 534-040117	—	38-55 Win	5	26"	13-1/2"	7-1/4	\$2,393

Notes: * For additional capacity, add one round in chamber. Drops are measured from center line of bore. Twist is right hand. Scopes, bases and/or rings are not included unless otherwise noted.

Suggested retail prices are in U.S. dollars and are subject to change without notice.

Note: Model 70 Custom Takedown is available in most SAAMI approved calibers.



We proudly donate a portion of the sale of every Winchester firearm to the Heritage Fund, to help preserve and promote the rightful tradition of firearms in America.



SAFETY FIRST.

When you consider the millions of firearms in homes across the country, you realize that gun owners have always been extraordinarily safety conscious. We want to help you even more in your efforts. That's why every new Winchester gun comes with a gun lock in the box from the factory. The locks — either a cable-type lock or trigger lock, depending on your gun — are very easy to use. Using a lock can help prevent the accidental firing of your Winchester — protecting children and others. For more information on firearms safety contact the NRA on the web at www.nra.org. Start or renew your NRA membership today by calling 1-800-NRA-3888.



WINCHESTER APPAREL.

A complete line of hunting and outdoor apparel made with the quality and functionality of Winchester's famous firearms. Winchester clothing is made to work hard. Choose from outerwear designed for hunting big game, upland and waterfowl. Clothing made for layering. Or shirts and pants for hunting and casual wear. You'll find the entire Winchester hunting and shooting clothing line at www.winchester-clothing.com.



WINCHESTER
RIFLES AND SHOTGUNS

winchester-guns.com

Instruction manuals for all Winchester firearms in this or previous catalogs are available upon request at no charge. Owners of Winchester firearms without instruction manuals are encouraged to request one on-line or at the address below. All specifications in this catalog are subject to change without notice. Weights, stock dimensions, wood appearance, etc., may vary slightly between individual firearms. Wood is a natural product. No two pieces are alike and variation between stocks is to be expected. U.S. Repeating Arms Co. reserves the right to modify or change specifications without notice. We do our best to make sure this catalog is accurate at the time of printing. We apologize for any errors in photographs, descriptions and specifications. Please note that the following current models are manufactured in Japan for U.S. Repeating Arms: Models 1885, 1886, 1892, 1895, 63 and 52B. The Super X2 shotgun is manufactured in Europe with components made in New Haven, Connecticut. The Supreme is manufactured in Belgium.

The following are trademarks of U.S. Repeating Arms Co.: Ultimate Classic, Black Shadow, Legacy, Angle Eject, Stainless Marine, Laredo, LRH. • The following trademarks are licensed from the Olin Corporation: Supreme, Super X, Super X2, Pre-'64, Big Bore, Defender, Featherweight, Super Grade, Model 70, Model 94, Model 1300, Model 1400, Model 9422, Model 1895, Model 63, Model 1892, Ranger, Super Express, Trapper, Winchester, WinChoke, WinCam, WinTuff, WinPlus, Model 12, Model 42, Model 52B, "The Gun That Won The West" and "The Rifleman's Rifle." • Other trademarks used in this catalog: Mossy Oak Shadow Grass is a registered trademark of Mossy Oak. Invector Plus is a trademark of Browning. Trebark and Superflauge are trademarks of Haas Outdoors, Inc. TRUGLO is a trademark of Truglo, Inc. • © Copyright, U.S. Repeating Arms Company, Inc. September 2000. No part of this catalog may be reproduced without the written permission of U.S. Repeating Arms Company, Inc./Winchester Rifles and Shotguns. Suggested retail pricing is approximate and subject to change without notice. If you have any questions concerning Winchester brand firearms, visit your Winchester firearms dealer or feel free to write: Winchester Rifles and Shotguns, 275 Winchester Ave., Morgan, UT 84050-9333 • Printed in U.S.A. • GAC0010400/00-307

Winchester rifles and shotguns are made for or by U.S. Repeating Arms Company, Inc.
"Winchester" is a registered trademark licensed from the Olin Corporation.

For firearms: www.winchester-guns.com • For rugged outdoor clothing: www.winchester-clothing.com • For ammunition: www.winchester.com